水槽構造図・配筋図

水槽構造図

平　面　図

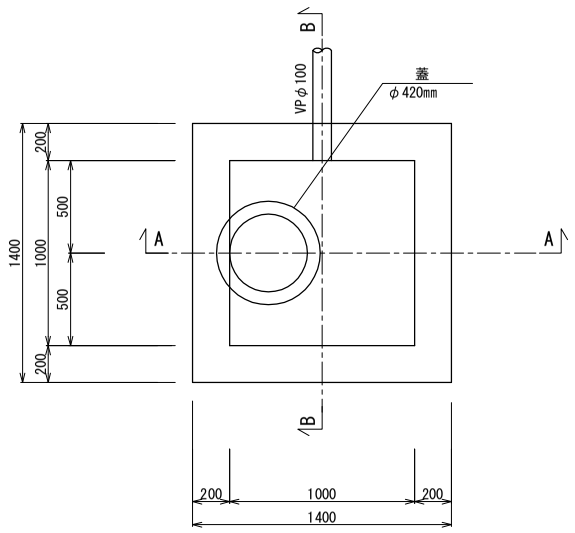

A-A断面図

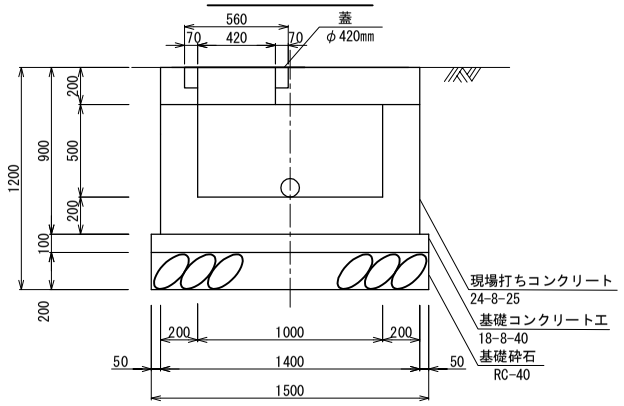

B-B断面図

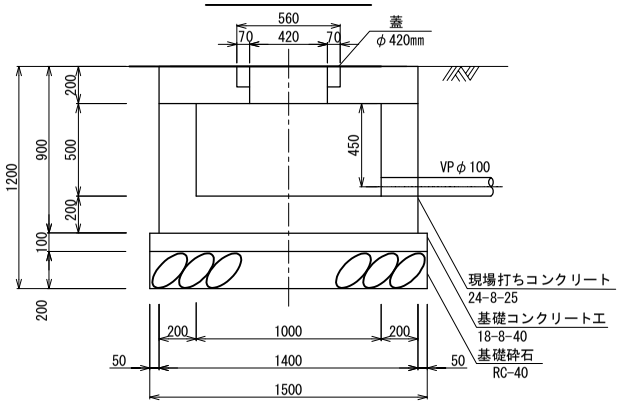

水槽配筋図

頂版配筋図

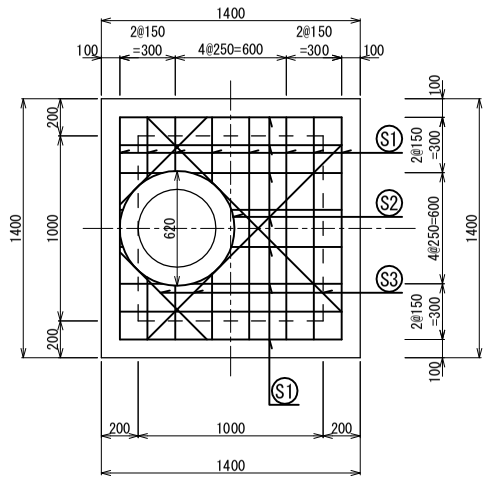

底版配筋図

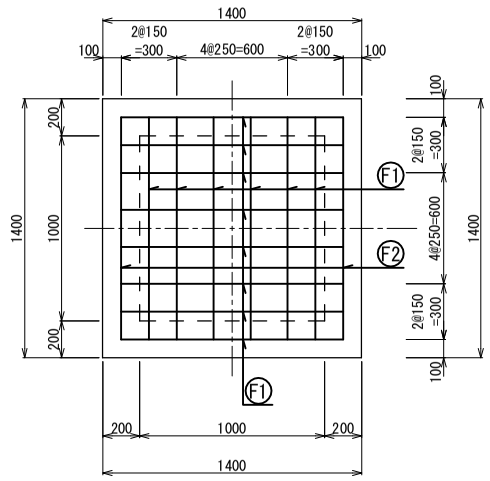

開口部

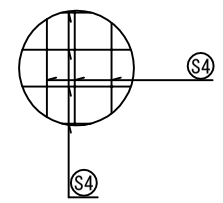

C-C断面図

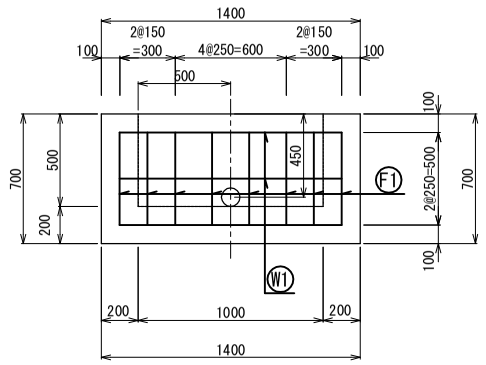

F-F断面図

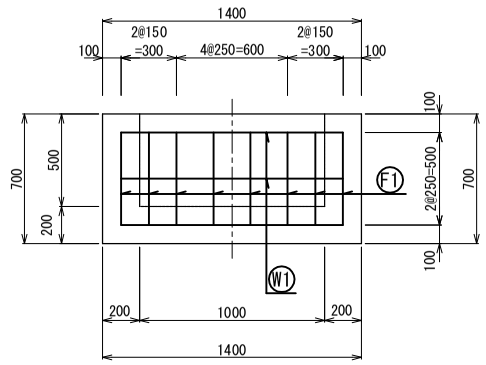

D-D断面図

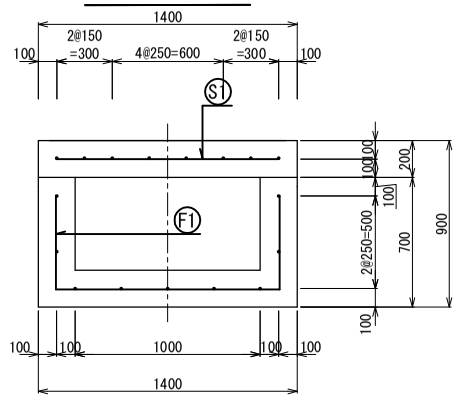

G-G断面図

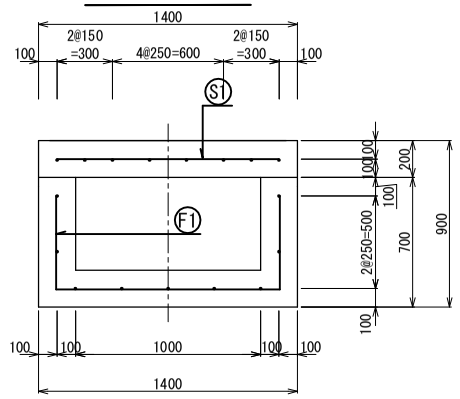

E-E断面図

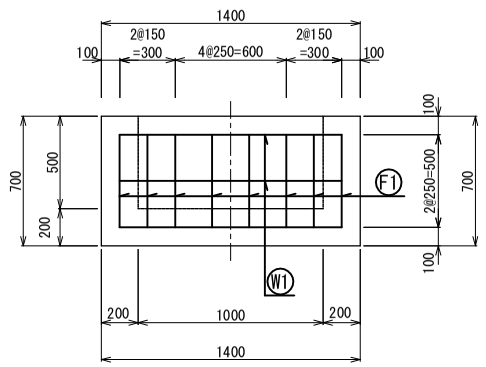

H-H断面図

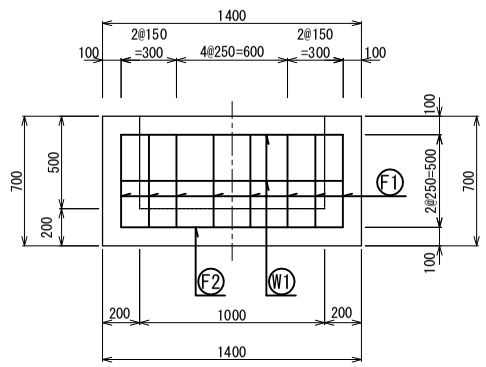

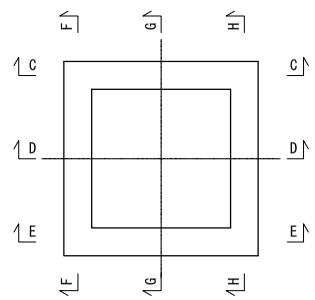

鉄筋加工集計表

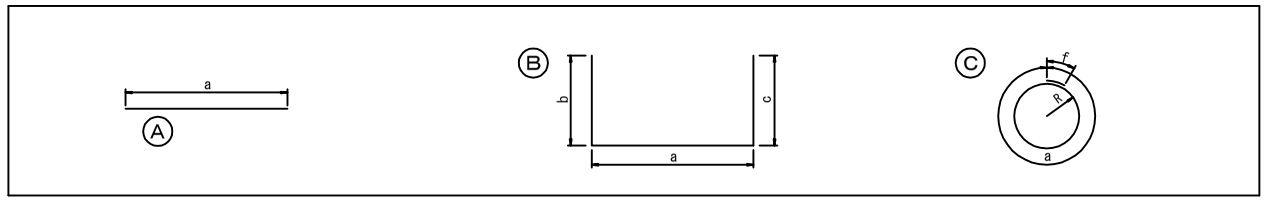

番号	径	形状	a	b	c	d	e	f（継手）	曲げR	1本当り長さ	本数		D13 0.995	D16 1.560	D19 2.250	D22 3.040	D25 3.980	備考
底版																		
F1	D 13	B	1200	500	500					2200	14		30.646					
F2	D 13	A	1200							1200	2		2.388					
側壁																		
W1	D 13	A	1200							1200	8		9.552					
頂版																		
S1	D 13	A	1200							1200	16		19.104					
S2	D 13	C	1947					410 × 1 = 410		2357	1		2.345					
S3	D 13	A	1080							1080	4	平均長	4.298					670～1490
S4	D 13	A	495							447	7	平均長	-3.113					控除分158～620
																		総重量
	合計												65.220					65.220(kg)
																	D13～D16	65.220(kg)
																	D19以上	-(kg)
																	計	65.220(kg)